

2020 Washington NIBRS Submission Agencies

LYNNWOOD PD

Snohomish County

Population: 40,690
Months Reported: 12

Offense Overview

Offense Total 4,183
of Cleared Offense 2,088
Percent Cleared 49.9%

Group A Arrest Overview

Arrest Total 1,494
Adult Arrest Total 1,430
Juvenile Arrest Total 64

Group A Offenses	Reported 2019	Reported 2020	% of Change	Crime Rate per 1,000	Total Arrests	DV Offense Totals
Murder	0	0		0.0	0	0
Manslaughter	0	0		0.0	0	0
Rape	12	14	16.7%	0.3	6	2
Sodomy	3	3	0.0%	0.1	0	2
Sexual Assault w/Object	0	0		0.0	0	0
Fondling	13	8	-38.5%	0.2	7	3
Aggravated Assault	60	38	-36.7%	0.9	26	16
Simple Assault	284	311	9.5%	7.6	229	199
Intimidation	53	64	20.8%	1.6	33	19
Kidnapping	6	3	-50.0%	0.1	1	1
Incest	0	0		0.0	0	0
Statutory Rape	2	8	300.0%	0.2	5	2
Human Trafficking Offenses	1	0	-100.0%	0.0	0	2
Violation of No Contact/Protect.	94	150	59.6%	3.7	107	136
Robbery	39	40	2.6%	1.0	20	0
Burglary	146	214	46.6%	5.3	38	9
Larceny-Theft Offenses	1,608	1,308	-18.7%	32.1	495	10
Motor Vehicle Theft	216	200	-7.4%	4.9	15	3
Arson	4	5	25.0%	0.1	3	0
Destruction of Property	249	270	8.4%	6.6	56	53
Counterfeiting/Forgery	50	47	-6.0%	1.2	5	0
Fraud Offenses	202	329	62.9%	8.1	22	1
Embezzlement	1	2	100.0%	0.0	0	0
Extortion/Blackmail	7	3	-57.1%	0.1	1	0
Bribery	0	1		0.0	1	0
Stolen Property Offenses	101	90	-10.9%	2.2	45	2
Animal Cruelty	3	0	-100.0%	0.0	0	0
Drug/Narcotic Violations	423	367	-13.2%	9.0	154	0
Drug Equipment Violations	653	565	-13.5%	13.9	179	0
Gambling Offenses	0	0		0.0	0	0
Pornography	1	2	100.0%	0.0	1	0
Prostitution Offenses	7	46	557.1%	1.1	14	0
Weapon Law Violations	113	95	-15.9%	2.3	31	0
Grand Total	4,351	4,183	-3.9%	102.8	1,494	460

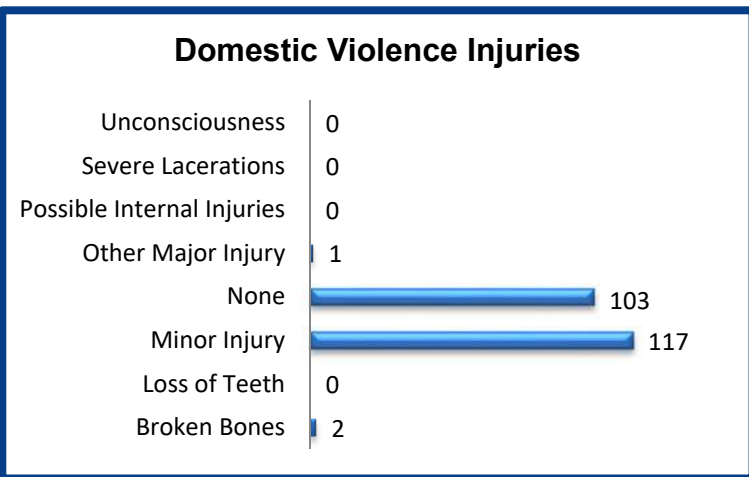
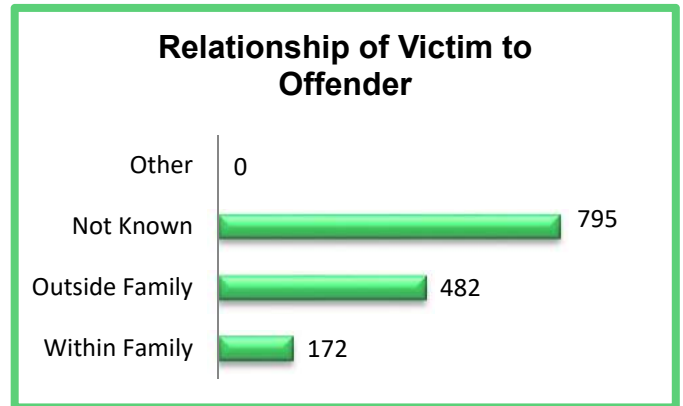
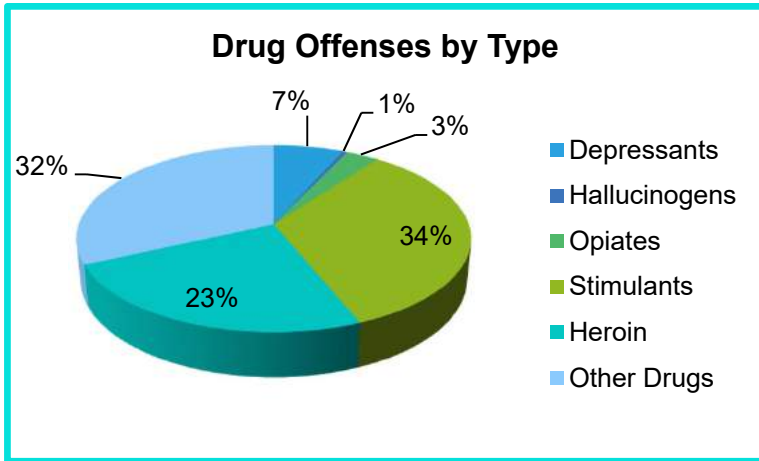
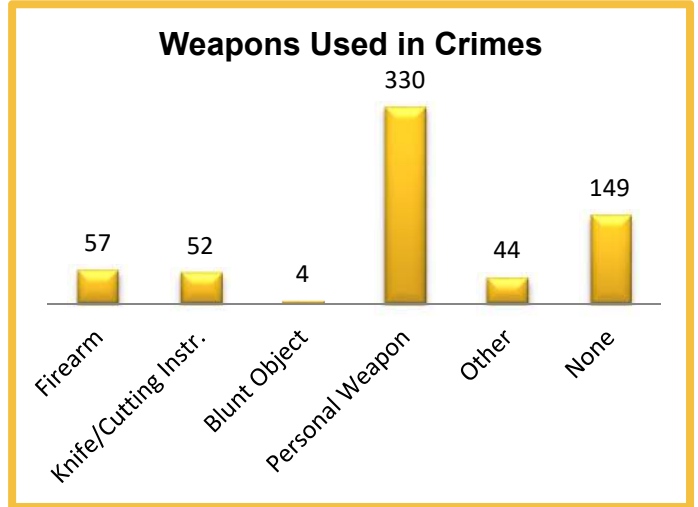
2020 Washington NIBRS Submission Agencies

LYNNWOOD PD

Continued

2020 Group B Arrests

Offense	Adult	Juvenile
Bad Checks	0	0
Curfew/Vagrancy	0	0
Disorderly Conduct	11	0
Drunkenness	0	0
DUI	99	0
Family Offenses	1	0
Liquor Law Violations	15	8
Peeping Tom	1	0
Trespass	59	3
All Other Offenses	141	5
Total	327	16



2020 Property Values by Type

Type	Value
Seized	\$689
Burned	\$700
Counterfeited/Forged	\$269,616
Destroyed/Damaged	\$270,869
Recovered	\$1,771,829
Stolen	\$2,377,619
Total	\$4,691,322